

WWW.SCRIPZONE.COM

Initial Instructions Family Registration



PLEASE READ THROUGH THE INSTRUCTIONS ON HOW TO SET UP YOUR ACCOUNT FOR SCRIP. PLEASE NOTE, SCRIP HAS A NEW SOFTWARE PROGRAM AND EACH FAMILY WILL NEED TO REGISTER – EVEN IF YOU HAVE ORDERED IN THE PAST.

AFTER PLACING YOUR ORDER ON-LINE, PLEASE PRINT OUT A COPY OF YOUR ORDER. ALL GIFT CARDS WILL BE DISTRIBUTED TO YOUR CHILD – UNLESS YOU NOTE TO “HOLD FOR PARENT PICK-UP” ON THE ORDER FORM.

**PLEASE TURN IN YOUR ORDER FORM AND CHECK TO YOUR CHILD’S COACH BY THE DEADLINES:
OCTOBER 7 – NOVEMBER 4 - DECEMBER 9**

WE WILL NOT BE ABLE TO PROCESS ANY UNPAID ORDERS.

GROUP ID: 630752WSC

WWW.SCRIPZONE.COM

Brought to you by

UNITEDSCRIP

Your Fundraising Partner

Table of Contents

I. Introduction..... 3

II. Family steps to login to Scripzone.com 4

III. Placing Order in Scripzone.com 7

IV. Checkout Process 9

V. Security 11

I. Welcome to ScripZone.com

UnitedScrip welcomes you to our updated free online ScripHome for your organization. ScripZone combines the record-keeping expertise and processing of UnitedScrip's Software with our secure web application for ordering Scrip, 24/7, day or night, from the convenience of your home.

ScripZone expands the ability of UnitedScrip's fundraising program to help your organization reach its fundraising goals. By giving you, your members, your family and friends access to a proven method of raising funds without the hassle of door-to-door sales.

Join with us as we build a new community, dedicated to supporting your schools, clubs, teams, civic and community programs, charitable or religious organizations and foundations. Our goal is to provide you with the opportunity to impact the needs and goals of each of your organizations, and you can...by making every purchase you make profitable for your organization! Begin today!

UnitedScrip
Your Fundraising Partner

Home Getting Started What's New Contact Us About Us

Welcome to ScripZone

UnitedScrip welcomes you to our updated free online ScripHome for your organization. ScripZone combines the record-keeping expertise and processing of UnitedScrip's Software with our secure web application for ordering Scrip, 24/7, day or night, from the convenience of your home and with new payment options.

If your Group was previously using the old www.scripzone.com site, you will need to contact us immediately to activate your Group id. All members must re-register on our new site as a New User. Once registered, please join your Group by entering your Groups id. If you do not remember your Group's Unique id, please contact your Scrip Coordinator. A Step-by-Step Guide to Registration and Placing your Orders may be sent to you by contacting your Group Coordinator or calling 1 864 886 9701. We hope you enjoy your new site. ScripZone.com makes your Fundraising Easy! YOU MAKE IT COUNT!

Shopping for a new way to raise funds for your organization?
-Why not let Shopping be the answer!

- ✔ Order 24/7
- ✔ Track Purchases, Spending, Profit Generated
- ✔ Free Online-Offline Software
- ✔ Browse more than 600 National Gift Cards

Special Offers

- Everything you need to shop for Back-to-School!
- Find Websites or Locations of Retailers
- Get the Details of the Nike "Just Do It" Scrip Contest
- Learn how to get a Free Slice of Carmel Pie or Appetizer from O'Charley's!

II. Steps to create an account in www.ScripZone.com.

1. Go to www.scripzone.com and click in the **New User Option**.



2. Create your **User Name**, **Password**, a valid **Email** address(you will receive an emailed confirmation of your order), and answer the **Security Question**.

Registration Form
Begin today supporting your nonprofit organization by creating your online ScripZone.com account below. Once registered, you may join your group or groups that you plan to support with your purchases. The Group's Unique Id can be obtained from your Organization Leader.

Sign Up for Your New Account

User Name:

Password:

Confirm Password:

E-mail:

Security Question:

Security Answer:

Note: By creating a user you agree to Scripzone.com terms and conditions. We may send you e-mails regarding your orders in scripzone.com, group activities, and other special promotions.

3. **Enter your Contact Information.** Please be sure to include your full address and phone where you may be reached for clarification of your order if needed. By creating a User, you do agree to receiving information and updates from www.ScripZone.com concerning confirmation of orders you have placed, special retailer discounts from 'ScripNotes' our electronic newsletter, and emails from your Group Scrip Coordinator. *It is our policy that **NO** information, including emails, phone or addresses are **EVER** made available to third parties.

Registration Form
Begin today supporting your nonprofit organization by creating your online ScripZone.com account below. Once registered, you may join your group or groups that you plan to support with your purchases. The Group's Unique Id can be obtained from your Organization Leader.

You are almost done. Please complete the following information:

First Name:

Last Name:

Address Line 1:

Address Line 2:

City:

State:

Zip:

Phone:

Note: By creating a user you agree to Scripzone.com terms and conditions. We may send you e-mails regarding your orders in scripzone.com, group activities, and other special promotions.

4. After registering you will be prompted to provide an **Organization ID**.

Please enter the following Group ID: 630752WSC

Thank you for Registering

To begin ordering with www.ScripZone.com please join as a supporter of your organization by entering their Unique Group Id below. After Entering the Group ID just click Join Group. After adding your group, you are ready to start placing orders.

Enter your Group's Unique Id here. 

Group ID	Group Name
No records to display.	

Your Group Id will appear here.  **Your Group's Name will appear here.** 

5. You are now ready to place orders! Click 'Go to Place an Order'

Thank you for Registering

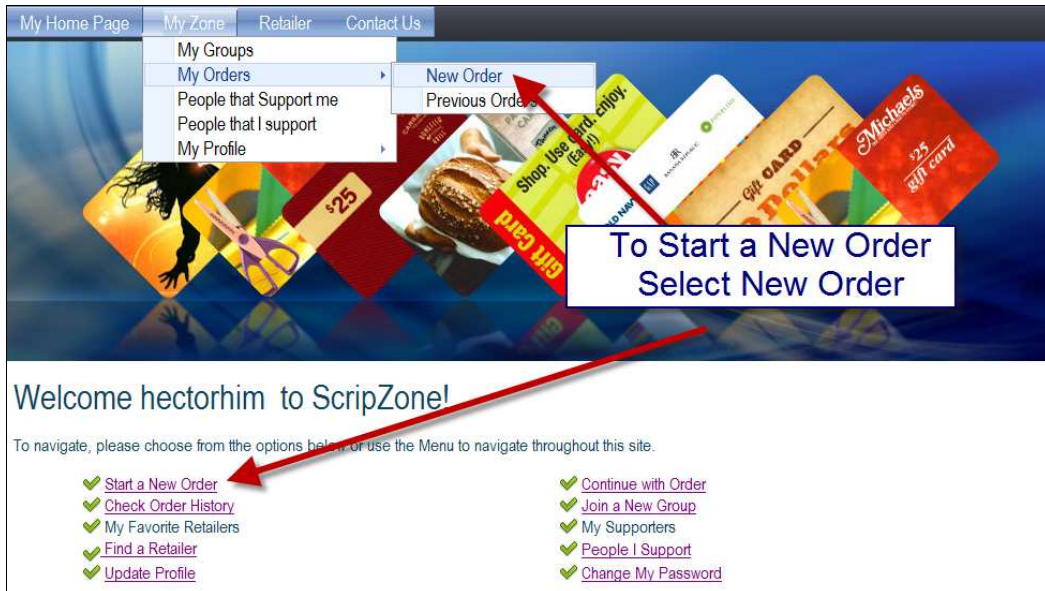
To begin ordering with www.ScripZone.com please join as a supporter of your organization by entering their Unique Group Id below. After Entering the Group ID just click Join Group. After adding your group, you are ready to start placing orders.

Group ID	Group Name
No records to display.	



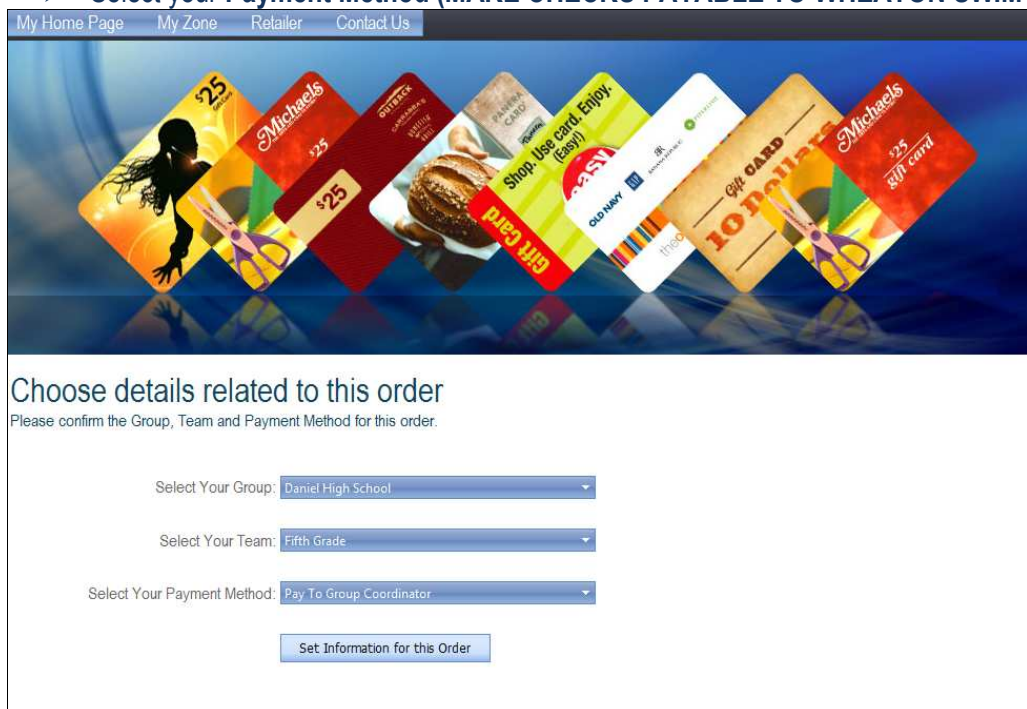
III. Placing Orders in ScripZone.com

1. To place New Order go to My Zone → My Orders → New Order from the menu. You may also follow links directly from the Home Page via 'Place a New Order'.



2. With each **New Order** you will be prompted to:

- Select your **Group/Organization**,
- Select your **Team** within the Organization,
- Select your **Payment Method (MAKE CHECKS PAYABLE TO WHEATON SWIM CLUB)**



3. ScripZone brings additional new options to make your shopping experience even easier, from the convenience of your home!

- **'Shop our Gift Card Mall'** will give you a visual shopping tour by Gift Card images. By simply placing your mouse or cursor over the image, your gift card details and ordering option will appear. Move from Gift Card to Gift Card and find the perfect card for you!
- **'Scrip Suggest'** is our version of 'Google Suggest' which allows you to "auto-complete" or type in the first few letters of a Retailer and narrow your options.
- **'Certificate List/Details'** gives you two new options for ordering: Retailers by Category or Alphabetically. Simply click on any Retailer Gift Card for all the Guidelines and Details, including Store Locator links, Card Balance links and Phone numbers.
- **'My Favorites List'** contains favorites chosen by you!

Shopping Made Easy!

ScripZone brings you new additional options to make your shopping experience even easier, from the convenience of your home! **'Shop our Gift Card Mall'** will give you a visual shopping tour by Gift Card images. By simply placing your mouse or cursor over the image, your gift card details and ordering option will appear. Move from Gift Card to Gift Card and find the perfect card for you! **'Scrip Suggest'** is our version of 'Google Suggest' which allows you to "auto-complete" or type in the first few letters of a Retailer and narrow your options. **'Certificate List/Details'** gives you two new options for ordering: Retailers by Category or Alphabetically. Simply click on any Retailer Gift Card for all the Guidelines and Details, including Store Locator links, Card Balance links and Phone numbers. **'My Favorites List'** contains Favorites chosen by you!

- ✔ [Shop our Gift Card Mall](#)
- ✔ [Scrip Suggest](#)
- ✔ [Certificate List/Details](#)
- ✔ [My Favorites List](#)

Select your favorite shopping option.

4. Shop quickly, when you know exactly what you want, directly from your **Shopping Cart**.

Your Shopping Cart

To Add a Gift Card to your Shopping Cart, simply begin typing the Retailer Name, select the denomination, enter quantity and click Add To Shopping Cart.

The screenshot shows the 'Your Shopping Cart' interface. At the top, there is a text instruction: 'To Add a Gift Card to your Shopping Cart, simply begin typing the Retailer Name, select the denomination, enter quantity and click Add To Shopping Cart.' Below this, there is a form with a dropdown menu labeled 'Select Certificate' with the placeholder text 'Type your Certificate Here'. Below the dropdown is an 'Add Retailer' button. Below the form is a table with the following columns: Certificate, Denomination, Quantity, and Subtotal. The table contains one row: 'L.L. Bean', '\$25.00', '4', and '\$100.00'. To the right of the table is a 'Delete' button. Below the table is a 'Total Amount' field showing '\$100.00'. At the bottom of the form are two buttons: 'Update My Cart' and 'Checkout'. Red arrows point to the 'Select Certificate' dropdown, the 'Add Retailer' button, the 'Checkout' button, and the 'Update My Cart' button.

Certificate	Denomination	Quantity	Subtotal
L.L. Bean	\$25.00	4	\$100.00

Total Amount: \$100.00

IV. Checkout Process

1. To begin your Checkout Process, just click the **Shopping Cart** to view your order, or go directly to Check Out option at the top right corner of your screen.



Or from your shopping cart just click on your **Check Out** button.

Your Shopping Cart

To Add a Gift Card to your Shopping Cart, simply begin typing the Retailer Name, select the denomination, enter quantity and click Add To Shopping Cart.

Select Certificate

Certificate	Denomination	Quantity	Subtotal	
A.J. Wright	\$25.00	<input type="text" value="2"/>	\$50.00	<input type="button" value="Delete"/>
Amoco	\$100.00	<input type="text" value="2"/>	\$200.00	<input type="button" value="Delete"/>
L.L. Bean	\$25.00	<input type="text" value="4"/>	\$100.00	<input type="button" value="Delete"/>
			Total Amount: \$350.00	

ScripZone brings the powerful fundraising ability of UnitedScrip's program directly to your members, enabling them to order, pay and check the status of their orders with the ease of internet access. Once enrolled, your non-profit will have the opportunity to choose and establish payments and shipping options, organize webinars, post important information and messages to your group member and more.

2. Then Begin the Check Out Process by **Placing your Order**.

Order Check Out

Please confirm the details of your order below. The order will be held until your Group Coordinator releases all orders for fulfillment. At that time your order will be shipped directly to the Address of Record for your Organization. Please contact your Group Coordinator for details. Thank you for ordering from ScripZone.com ... your Fundraising Partner.

Certificate	Quantity	Subtotal
A.J. Wright	2	\$50.00
Amoco	2	\$200.00
L.L. Bean	4	\$100.00
		Total: \$350.00

1. Just click the **Place Your Order** button.

You will see the Details of your order. You will receive a confirmation to your email, and your Group Scrip Coordinator will receive a copy of the order. Your order will be held pending payment to the Wheaton Swim

Club. Please make a copy of your order – attach your check made payable to Wheaton Swim Club, and give the order copy and check to your child’s coach by the monthly deadline. Please remember that any orders that have not been given to your child’s coach along with payment will not be processed. Once payment is confirmed, your Scrip Program Administrator will submit your order for compilation with the entire group order. Please email or contact your Group Scrip Coordinator for delivery dates, pick-up, and details. All orders are shipped directly to the address of record for the organization.

Thank You for your Order

This order will be sent directly to your Group Scrip Coordinator.

For information or details relating to pick-up or delivery of your order, contact your Group Scrip Coordinator.

The screenshot shows a web browser window displaying an order confirmation page. The browser's address bar shows 'Page 1 of 1' and a 'Pdf' button. The page content is as follows:

Details For Order

Order #: 87
Date: 9/10/2009
Ship Via: Order Sent To Group Leader, Please check with your group leader
Bill To: Carol Rampey
304 Deer Trail
Send To: Carol Rampey
304 Deer Trail
Payment: Paid to Group Leader

This order benefits: Daniel High School

Certificate	Quantity	Profit Brought	Total
A.J. Wright	2	\$3.50	\$50.00
Amoco	2	\$4.00	\$200.00
L.L. Bean	4	\$18.00	\$100.00
Sub Total:			\$350.00
Shipping & Handling:			\$0.00
Grand Total:			\$350.00

ScripRewards generated by this Order: \$25.50

In Partnership with www.UnitedScrip.com

Thursday, September 10, 2009 Page 1 of 1

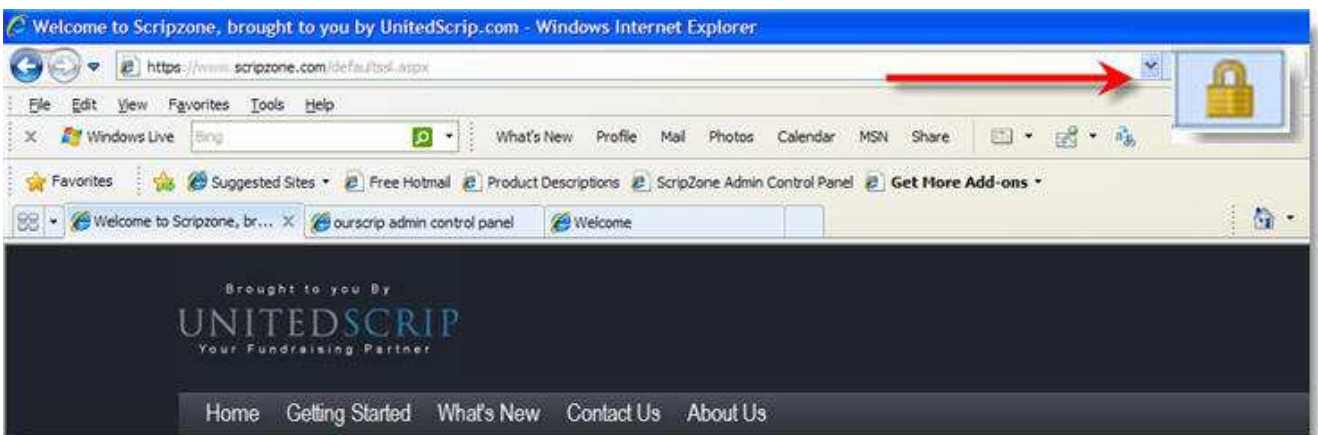
2.

Orders will be shipped directly to Wheaton Swim Club.

Shipping Options.

V. About Security.

1. We take your security seriously. Communications with your browser is completed over an encrypted communication platform for security reasons. Most modern browser will allow you to use encrypted communications when you navigate our site. You may not be able to access our site if you are using an old browser (5 years old or more). If you have a problem accessing our secure site, please send an email to: support@scripzone.com.



Thank you for allowing us to serve your organization!
More to Follow!
Your ScripZone.com Team